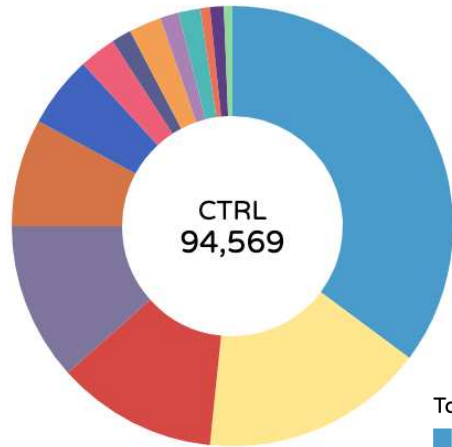


Phyla and genera distribution.

A

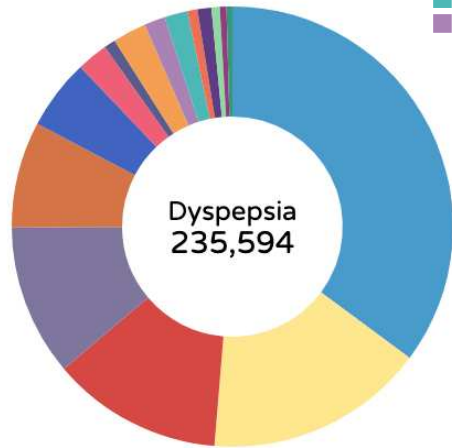


CTRL
94,569

17 Taxonomy in Total

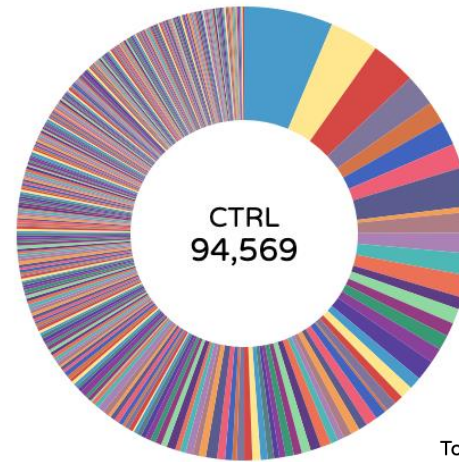
Top 10 Sequences

- k__,Firmicutes,c__,o__,f__,g__,s__
- k__,Bacteroidetes,c__,o__,f__,g__,s__
- k__,Actinobacteria,c__,o__,f__,g__,s__
- k__,Proteobacteria,c__,o__,f__,g__,s__
- k__,Fusobacteria,c__,o__,f__,g__,s__
- k__,Synergistetes,c__,o__,f__,g__,s__
- k__,Candidatus_Saccharibacteria,c__,o__,f__,g__,s__
- k__,Spirochaetes,c__,o__,f__,g__,s__
- k__,Acidobacteria,c__,o__,f__,g__,s__
- k__,Armatimonadetes,c__,o__,f__,g__,s__



Dyspepsia
235,594

17 Taxonomy in Total

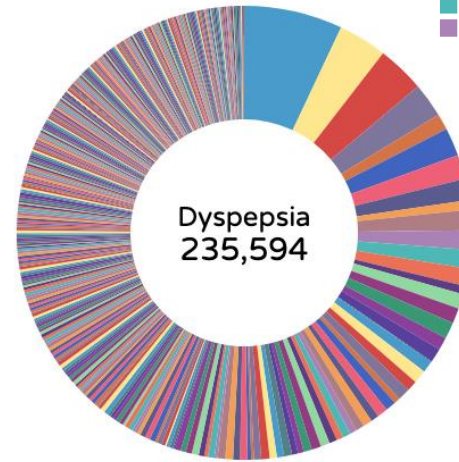


CTRL
94,569

384 Taxonomy in Total

Top 10 Sequences

- k__,Firmicutes,Negativicutes,Selenomonadales,Veillonellaceae,Veillonella,s__
- k__,Firmicutes,Bacilli,Lactobacillales,Streptococcaceae,Streptococcus,s__
- k__,Bacteroidetes,Bacteroidia,Bacteroidales,Prevotellaceae,Prevotella,s__
- k__,Actinobacteria,Actinobacteria,Actinomycetales,Micrococccaceae,Rothia,s__
- k__,Firmicutes,Negativicutes,Selenomonadales,Veillonellaceae,Selenomonas,s__
- k__,Proteobacteria,Gammaproteobacteria,Pasteurellales,Pasteurellaceae,Haemophilus,s__
- k__,Firmicutes,Negativicutes,Selenomonadales,Veillonellaceae,Megasphaera,s__
- k__,Fusobacteria,Fusobacteriia,Fusobacteriales,Fusobacteriaceae,Fusobacterium,s__
- k__,Proteobacteria,Betaproteobacteria,Neisseriales,Neisseriaceae,Neisseria,s__
- k__,Firmicutes,Bacilli,Bacillales,Bacillales_Incertae_Sedis_XI,Gemella,s__



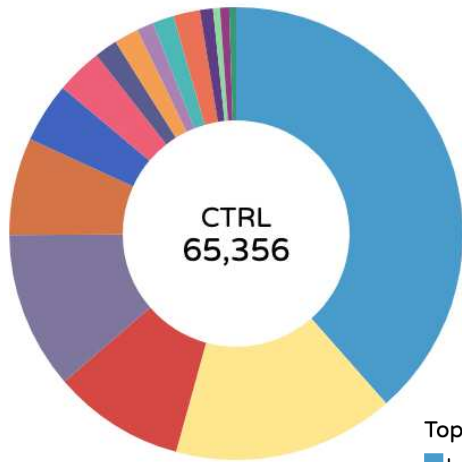
Dyspepsia
235,594

384 Taxonomy in Total

Saliva

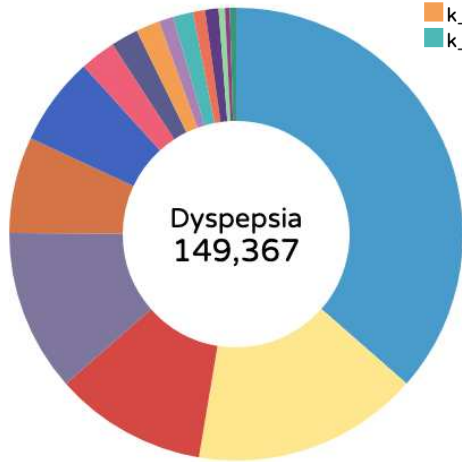
Pinch donut partition

B

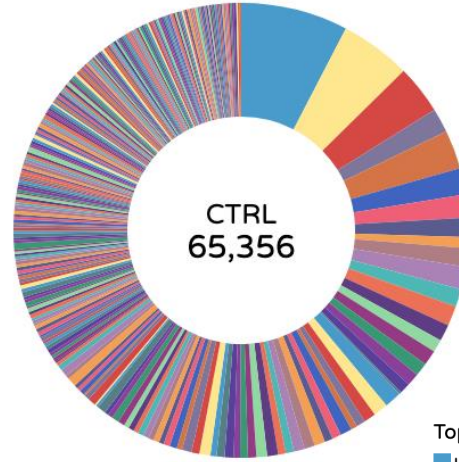


Top 10 Sequences

- k__Firmicutes,c__o__f__g__s__
- k__Bacteroidetes,c__o__f__g__s__
- k__Proteobacteria,c__o__f__g__s__
- k__Actinobacteria,c__o__f__g__s__
- k__Fusobacteria,c__o__f__g__s__
- k__Synergistetes,c__o__f__g__s__
- k__Spirochaetes,c__o__f__g__s__
- k__Verrucomicrobia,c__o__f__g__s__
- k__Candidatus_Saccharibacteria,c__o__f__g__s__
- k__Acidobacteria,c__o__f__g__s__

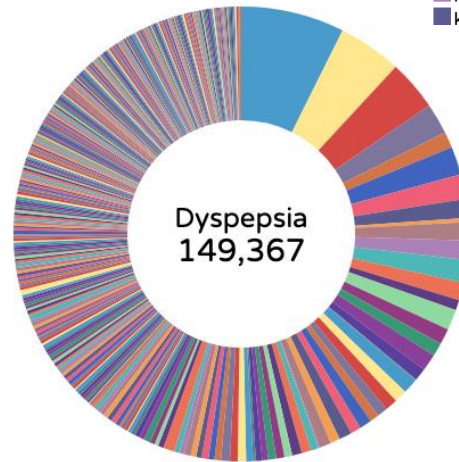


Gastric

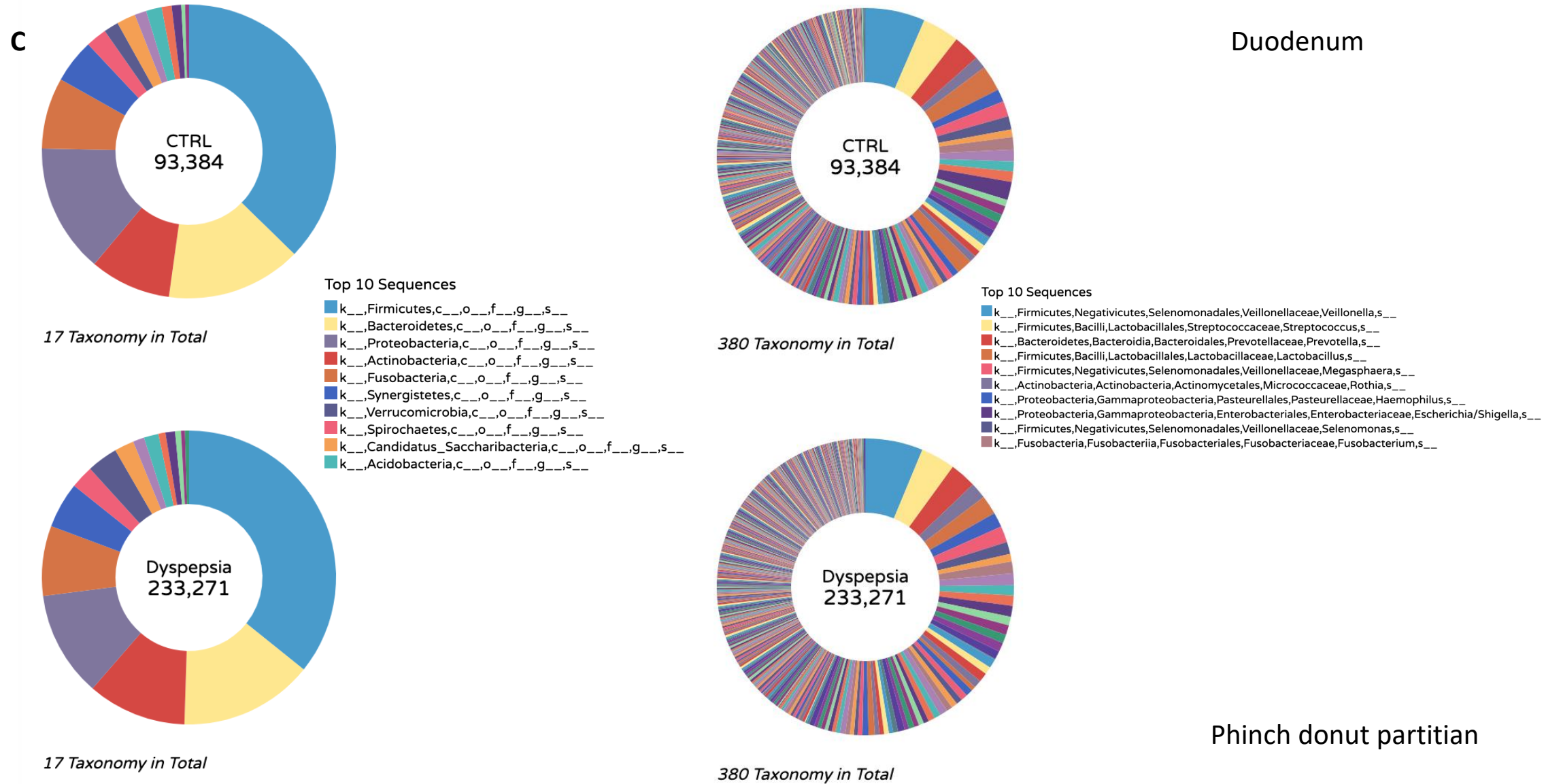


Top 10 Sequences

- k__Firmicutes,Negativicutes,Selenomonadales,Veillonellaceae,Veillonella,s__
- k__Firmicutes,Bacilli,Lactobacillales,Streptococcaceae,Streptococcus,s__
- k__Bacteroidetes,Bacteroidia,Bacteroidales,Prevotellaceae,Prevotella,s__
- k__Actinobacteria,Actinobacteria,Actinomycetales,Micrococcaceae,Rothia,s__
- k__Proteobacteria,Gammaproteobacteria,Pasteurellales,Pasteurellaceae,Haemophilus,s__
- k__Firmicutes,Bacilli,Lactobacillales,Lactobacillaceae,Lactobacillus,s__
- k__Firmicutes,Negativicutes,Selenomonadales,Veillonellaceae,Megasphaera,s__
- k__Proteobacteria,Betaproteobacteria,Neisseriales,Neisseriaceae,Neisseria,s__
- k__Firmicutes,Bacilli,Bacillales,Bacillales_Incertae_Sedis_XI,Gemella,s__
- k__Firmicutes,Negativicutes,Selenomonadales,Veillonellaceae,Selenomonas,s__



Pinch donut partition



Suppl. Figure 2. Phyla and genera distribution. Distribution of most abundant phyla (left) and genera (right) between dyspepsia cases (lower row charts) and achalasia controls (upper row charts) in A saliva, B gastric mucosa, and C duodenum.